

## **DVY – 2.1 – EXTENDED PROFILE**

### **Total number of students year wise**

#### **CONTENTS**

| <b>Sl. No</b> | <b>Document (Attested by Principal)</b>                               | <b>Page No.</b> |
|---------------|---|-----------------|
| 1.            | Year wise number of students - Consolidated                           | 1-3             |
| 2.            | Year wise number of students - Botany                                 | 4               |
| 3.            | Year wise number of students – Chemistry                              | 5               |
| 4.            | Year wise number of students – Commerce                               | 6               |
| 5.            | Year wise number of students – Economics                              | 7               |
| 6.            | Year wise number of students – English                                | 8               |
| 7.            | Year wise number of students – Hindi                                  | 9               |
| 8.            | Year wise number of students – History                                | 10              |
| 9.            | Year wise number of students – Home Science                           | 11              |
| 10.           | Year wise number of students – Biochemistry & Industrial Microbiology | 12              |
| 11.           | Year wise number of students – Malayalam                              | 13              |
| 12.           | Year wise number of students – Mathematics                            | 14              |
| 13.           | Year wise number of students – Music                                  | 15              |
| 14.           | Year wise number of students – Philosophy                             | 16              |
| 16.           | Year wise number of students – Physics                                | 17              |
| 17.           | Year wise number of students – Psychology                             | 18              |
| 18.           | Year wise number of students - Statistics                             | 19              |
| 19.           | Year wise number of students - Zoology                                | 20              |

**GOVERNMENT COLLEGE FOR WOMEN, THIRUVANANTHAPURAM**  
**DEPARTMENT WISE NUMBER OF STUDENTS DURING THE LAST FIVE YEARS**

| DEPARTMENT       | PROGRAMME    | 2019-20    | 2018-19    | 2017-18    | 2016-17    | 2015-16    |
|------------------|--------------|------------|------------|------------|------------|------------|
| <b>BOTANY</b>    | PhD          | 8          | 8          | 4          | 2          | 0          |
|                  | II PG        | 13         | 12         | 12         | 10         | 10         |
|                  | I PG         | 16         | 13         | 12         | 12         | 10         |
|                  | III UG       | 35         | 29         | 35         | 33         | 27         |
|                  | II UG        | 37         | 35         | 29         | 35         | 33         |
|                  | I UG         | 37         | 37         | 35         | 29         | 35         |
|                  | <b>TOTAL</b> | <b>146</b> | <b>134</b> | <b>127</b> | <b>121</b> | <b>115</b> |
| <b>CHEMISTRY</b> | PhD          | 4          | 3          | 2          | 0          | 0          |
|                  | II PG        | 12         | 13         | 10         | 10         | 10         |
|                  | I PG         | 16         | 12         | 13         | 10         | 10         |
|                  | III UG       | 40         | 40         | 42         | 38         | 40         |
|                  | II UG        | 42         | 40         | 40         | 42         | 38         |
|                  | I UG         | 44         | 42         | 40         | 40         | 42         |
|                  | <b>TOTAL</b> | <b>158</b> | <b>150</b> | <b>147</b> | <b>140</b> | <b>140</b> |
| <b>COMMERCE</b>  | PhD          | 13         | 11         | 7          | 4          | 0          |
|                  | II PG        | 21         | 19         | 16         | 17         | 16         |
|                  | I PG         | 17         | 21         | 19         | 16         | 17         |
|                  | III UG       | 47         | 45         | 44         | 43         | 41         |
|                  | II UG        | 47         | 47         | 45         | 44         | 43         |
|                  | I UG         | 49         | 47         | 47         | 45         | 44         |
|                  | <b>TOTAL</b> | <b>194</b> | <b>190</b> | <b>178</b> | <b>169</b> | <b>161</b> |
| <b>ECONOMICS</b> | PhD          | 18         | 10         | 3          | 2          | 1          |
|                  | II PG 1      | 20         | 20         | 16         | 19         | 21         |
|                  | I PG 1       | 25         | 20         | 20         | 16         | 19         |
|                  | II PG 2      | 18         | 16         | 16         | 15         | 17         |
|                  | I PG 2       | 17         | 18         | 16         | 16         | 15         |
|                  | III UG       | 63         | 62         | 67         | 64         | 61         |
|                  | II UG        | 68         | 63         | 62         | 67         | 64         |
|                  | I UG         | 70         | 68         | 63         | 62         | 67         |
|                  | <b>TOTAL</b> | <b>299</b> | <b>277</b> | <b>263</b> | <b>261</b> | <b>265</b> |
| <b>ENGLISH</b>   | II PG        | 24         | 16         | 16         | 15         | 18         |
|                  | I PG         | 22         | 24         | 16         | 16         | 15         |
|                  | III UG 1     | 29         | 28         | 33         | 35         | 30         |
|                  | II UG 1      | 31         | 29         | 28         | 33         | 35         |
|                  | I UG 1       | 35         | 31         | 29         | 28         | 33         |
|                  | III UG 2     | 28         | 28         | 32         | 29         | 20         |
|                  | II UG 2      | 26         | 28         | 28         | 32         | 29         |
|                  | I UG 2       | 32         | 26         | 28         | 28         | 32         |
|                  | <b>TOTAL</b> | <b>227</b> | <b>210</b> | <b>210</b> | <b>216</b> | <b>212</b> |
|                  | PhD          | 18         | 20         | 26         | 23         | 22         |
|                  | II PG        | 20         | 20         | 20         | 20         | 20         |
|                  | I PG         | 23         | 20         | 20         | 20         | 20         |




*[Signature]*  
**PRINCIPAL**  
 GOVT. COLLEGE FOR WOMEN  
 THIRUVANANTHAPURAM-14



|              |              |            |            |            |            |            |
|--------------|--------------|------------|------------|------------|------------|------------|
| HINDI        | III UG       | 42         | 33         | 32         | 31         | 33         |
|              | II UG        | 37         | 42         | 33         | 32         | 31         |
|              | I UG         | 40         | 37         | 42         | 33         | 32         |
|              | <b>TOTAL</b> | <b>180</b> | <b>172</b> | <b>173</b> | <b>159</b> | <b>158</b> |
| HISTORY      | II PG        | 24         | 25         | 22         | 20         | 20         |
|              | I PG         | 26         | 24         | 25         | 22         | 20         |
|              | III UG       | 74         | 65         | 72         | 63         | 63         |
|              | II UG        | 79         | 74         | 65         | 72         | 63         |
|              | I UG         | 80         | 79         | 74         | 65         | 72         |
|              | <b>TOTAL</b> | <b>283</b> | <b>267</b> | <b>258</b> | <b>242</b> | <b>238</b> |
| HOME SCIENCE | PhD          | 13         | 0          | 0          | 0          | 0          |
|              | II PG 1      | 8          | 7          | 4          | 8          | 6          |
|              | I PG 1       | 8          | 8          | 7          | 4          | 8          |
|              | II PG 2      | 8          | 6          | 8          | 7          | 8          |
|              | I PG 2       | 7          | 8          | 6          | 8          | 7          |
|              | III UG       | 36         | 25         | 23         | 28         | 20         |
|              | II UG        | 29         | 36         | 25         | 23         | 28         |
|              | I UG         | 34         | 29         | 36         | 25         | 23         |
|              | <b>TOTAL</b> | <b>143</b> | <b>119</b> | <b>109</b> | <b>103</b> | <b>100</b> |
| IMB          | III UG       | 29         | 29         | 28         | 22         | 26         |
|              | II UG        | 30         | 29         | 29         | 28         | 22         |
|              | I UG         | 30         | 30         | 29         | 29         | 28         |
|              | <b>TOTAL</b> | <b>89</b>  | <b>88</b>  | <b>86</b>  | <b>79</b>  | <b>76</b>  |
| MALAYALAM    | PhD          | 16         | 9          | 2          | 1          | 1          |
|              | II PG        | 24         | 23         | 18         | 18         | 16         |
|              | I PG         | 23         | 24         | 23         | 18         | 18         |
|              | III UG       | 42         | 39         | 37         | 30         | 32         |
|              | II UG        | 38         | 42         | 39         | 37         | 30         |
|              | I UG         | 44         | 38         | 42         | 39         | 37         |
|              | <b>TOTAL</b> | <b>187</b> | <b>175</b> | <b>161</b> | <b>143</b> | <b>134</b> |
| MATHEMATICS  | II PG        | 21         | 20         | 20         | 16         | 21         |
|              | I PG         | 21         | 21         | 20         | 20         | 16         |
|              | III UG       | 44         | 45         | 45         | 45         | 52         |
|              | II UG        | 54         | 44         | 45         | 45         | 45         |
|              | I UG         | 56         | 54         | 44         | 45         | 45         |
|              | <b>TOTAL</b> | <b>196</b> | <b>184</b> | <b>174</b> | <b>171</b> | <b>179</b> |
| MUSIC        | PhD          | 16         | 13         | 12         | 11         | 8          |
|              | II PG        | 8          | 8          | 6          | 11         | 10         |
|              | I PG         | 10         | 8          | 8          | 6          | 11         |
|              | III UG       | 16         | 13         | 12         | 14         | 12         |
|              | II UG        | 14         | 16         | 13         | 12         | 14         |
|              | I UG         | 17         | 14         | 16         | 13         | 12         |
|              | <b>TOTAL</b> | <b>81</b>  | <b>72</b>  | <b>67</b>  | <b>67</b>  | <b>67</b>  |
| PHILOSOPHY   | PhD          | 9          | 11         | 11         | 11         | 11         |
|              | II PG        | 25         | 24         | 24         | 26         | 26         |
|              | I PG         | 25         | 25         | 24         | 24         | 26         |
|              | III UG       | 61         | 62         | 59         | 60         | 60         |



  
 PRINCIPAL  
 GOVT. COLLEGE FOR WOMEN  
 THIRUVANANTHAPURAM-14



|                       |              |             |             |             |             |             |
|-----------------------|--------------|-------------|-------------|-------------|-------------|-------------|
|                       | II UG        | 76          | 61          | 62          | 59          | 60          |
|                       | I UG         | 64          | 76          | 61          | 62          | 59          |
|                       | <b>TOTAL</b> | <b>260</b>  | <b>259</b>  | <b>241</b>  | <b>242</b>  | <b>242</b>  |
| <b>PHYSICS</b>        | PhD          | 20          | 19          | 19          | 18          | 7           |
|                       | II PG        | 18          | 17          | 16          | 14          | 12          |
|                       | I PG         | 17          | 18          | 17          | 16          | 14          |
|                       | III UG       | 35          | 32          | 30          | 30          | 40          |
|                       | II UG        | 32          | 35          | 32          | 30          | 30          |
|                       | I UG         | 32          | 32          | 35          | 32          | 30          |
|                       | <b>TOTAL</b> | <b>154</b>  | <b>153</b>  | <b>149</b>  | <b>140</b>  | <b>133</b>  |
| <b>PSYCHOLOGY</b>     | PhD          | 13          | 7           | 3           | 0           | 0           |
|                       | II PG        | 13          | 12          | 18          | 12          | 11          |
|                       | I PG         | 15          | 13          | 12          | 18          | 12          |
|                       | III UG       | 29          | 25          | 25          | 24          | 25          |
|                       | II UG        | 26          | 29          | 25          | 25          | 24          |
|                       | I UG         | 33          | 26          | 29          | 25          | 25          |
|                       | <b>TOTAL</b> | <b>129</b>  | <b>112</b>  | <b>112</b>  | <b>104</b>  | <b>97</b>   |
| <b>STATISTICS</b>     | III UG       | 35          | 32          | 30          | 32          | 30          |
|                       | II UG        | 36          | 35          | 32          | 30          | 32          |
|                       | I UG         | 35          | 36          | 35          | 32          | 30          |
|                       | <b>TOTAL</b> | <b>106</b>  | <b>103</b>  | <b>97</b>   | <b>94</b>   | <b>92</b>   |
| <b>ZOOLOGY</b>        | PhD          | 3           | 0           | 0           | 0           | 0           |
|                       | II PG        | 12          | 10          | 10          | 10          | 9           |
|                       | I PG         | 16          | 12          | 10          | 10          | 10          |
|                       | III UG       | 36          | 36          | 28          | 38          | 30          |
|                       | II UG        | 39          | 36          | 36          | 28          | 38          |
|                       | I UG         | 37          | 39          | 36          | 36          | 28          |
|                       | <b>TOTAL</b> | <b>143</b>  | <b>133</b>  | <b>120</b>  | <b>122</b>  | <b>115</b>  |
| <b>TOTAL STUDENTS</b> |              | <b>2975</b> | <b>2798</b> | <b>2672</b> | <b>2573</b> | <b>2524</b> |



*[Signature]*  
**PRINCIPAL**  
**GOVT. COLLEGE FOR WOMEN**  
**TIRUVANANTHAPURAM-14**

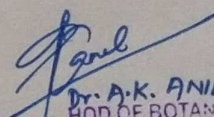
**PRINCIPAL**  
**GOVT. COLLEGE**  
**TIRUVANANTHAPURAM**




## DEPARTMENT OF BOTANY

### YEARWISE LIST OF STUDENTS IN THE DEPARTMENT

| Sl. No       | Programme Name | Number of students |                   |                   |                   |                   |
|--------------|----------------|--------------------|-------------------|-------------------|-------------------|-------------------|
|              |                | Year 1<br>2019-20  | Year 2<br>2018-19 | Year 3<br>2017-18 | Year 4<br>2016-17 | Year 5<br>2015-16 |
| 1            | PhD            | 8                  | 8                 | 4                 | 2                 | 0                 |
| 2            | II PG          | 13                 | 12                | 12                | 10                | 10                |
| 3            | I PG           | 16                 | 13                | 12                | 12                | 10                |
| 4            | III UG         | 35                 | 29                | 35                | 33                | 27                |
| 5            | II UG          | 37                 | 35                | 29                | 35                | 33                |
| 6            | I UG           | 37                 | 37                | 35                | 29                | 35                |
| <b>TOTAL</b> |                | <b>146</b>         | <b>134</b>        | <b>127</b>        | <b>121</b>        | <b>115</b>        |

  
**Dr. A.K. ANIL KUMAR.**  
 HOD OF BOTANY  
 GOVT. COLLEGE FOR WOMEN  
 THIRUVANANTHAPURAM -14.



  
**PRINCIPAL**  
 GOVT. COLLEGE FOR WOMEN  
 THIRUVANANTHAPURAM-14

## DEPARTMENT OF CHEMISTRY

### YEARWISE LIST OF STUDENTS IN THE DEPARTMENT

| SL No        | Programme Name | Number of students |                   |                   |                   |                   |
|--------------|----------------|--------------------|-------------------|-------------------|-------------------|-------------------|
|              |                | Year 1<br>2019-20  | Year 2<br>2018-19 | Year 3<br>2017-18 | Year 4<br>2016-17 | Year 5<br>2015-16 |
| 1            | PhD            | 4                  | 3                 | 2                 | 0                 | 0                 |
| 2            | II PG          | 12                 | 13                | 10                | 10                | 10                |
| 3            | I PG           | 16                 | 12                | 13                | 10                | 10                |
| 4            | III UG         | 40                 | 40                | 42                | 38                | 40                |
| 5            | II UG          | 42                 | 40                | 40                | 42                | 38                |
| 6            | I UG           | 44                 | 42                | 40                | 40                | 42                |
| <b>TOTAL</b> |                | <b>158</b>         | <b>150</b>        | <b>147</b>        | <b>140</b>        | <b>140</b>        |



*C/babu*

Dr. DINESH BABU K.V  
PEN : 461661  
Associate Professor & Head  
Department of Chemistry  
Govt. College for Women  
Thiruvananthapuram - 695 014

**PRINCIPAL**  
**GOVT. COLLEGE FOR WOMEN**  
**THIRUVANANTHAPURAM**



## DEPARTMENT OF COMMERCE

### YEARWISE LIST OF STUDENTS IN THE DEPARTMENT

| Sl. No       | Programme Name | Number of students |                   |                   |                   |                   |
|--------------|----------------|--------------------|-------------------|-------------------|-------------------|-------------------|
|              |                | Year 1<br>2019-20  | Year 2<br>2018-19 | Year 3<br>2017-18 | Year 4<br>2016-17 | Year 5<br>2015-16 |
| 1            | PhD            | 13                 | 11                | 7                 | 4                 | 0                 |
| 2            | II PG          | 21                 | 19                | 16                | 17                | 16                |
| 3            | I PG           | 17                 | 21                | 19                | 16                | 17                |
| 4            | III UG         | 47                 | 45                | 44                | 43                | 41                |
| 5            | II UG          | 47                 | 47                | 45                | 44                | 43                |
| 6            | I UG           | 49                 | 47                | 47                | 45                | 44                |
| <b>TOTAL</b> |                | <b>194</b>         | <b>190</b>        | <b>178</b>        | <b>169</b>        | <b>161</b>        |

*[Handwritten Signature]*

**PRINCIPAL**  
GOVT. COLLEGE FOR WOMEN  
THIRUVANANTHAPURAM-14



*[Handwritten Signature]*

**Dr. K. ANILKUMAR**  
Head, PG & Research, Dept. of Commerce  
Govt. College for Women  
Thiruvananthapuram-14



## DEPARTMENT OF ECONOMICS

### YEARWISE LIST OF STUDENTS IN THE DEPARTMENT


| Sl. No       | Programme Name           | Number of students |                   |                   |                   |                   |
|--------------|--------------------------|--------------------|-------------------|-------------------|-------------------|-------------------|
|              |                          | Year 1<br>2019-20  | Year 2<br>2018-19 | Year 3<br>2017-18 | Year 4<br>2016-17 | Year 5<br>2015-16 |
| 1            | PhD                      | 18                 | 10                | 3                 | 2                 | 1                 |
| 2            | II PG Economics          | 20                 | 20                | 16                | 19                | 21                |
| 3            | I PG Economics           | 25                 | 20                | 20                | 16                | 19                |
| 4            | II PG Business Economics | 18                 | 16                | 16                | 15                | 17                |
| 5            | I PG Business Economics  | 17                 | 18                | 16                | 16                | 15                |
| 6            | III UG                   | 63                 | 62                | 67                | 64                | 61                |
| 7            | II UG                    | 68                 | 63                | 62                | 67                | 64                |
| 8            | I UG                     | 70                 | 68                | 63                | 62                | 67                |
| <b>TOTAL</b> |                          | <b>299</b>         | <b>277</b>        | <b>263</b>        | <b>261</b>        | <b>265</b>        |

*Principals*

**PRINCIPAL**  
GOVT. COLLEGE FOR WOMEN  
THIRUVANANTHAPURAM-14



*Umajyothi V*



**Dr. UMAJYOTHI. V**  
Associate Professor & Head  
Dept. of Economics  
Govt. College for women  
Thiruvananthapuram



## DEPARTMENT OF ENGLISH

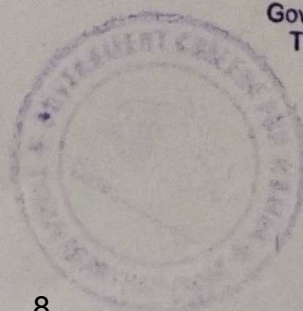
### YEARWISE LIST OF STUDENTS IN THE DEPARTMENT

| Sl. No       | Programme Name         | Number of students |                   |                   |                   |                   |
|--------------|------------------------|--------------------|-------------------|-------------------|-------------------|-------------------|
|              |                        | Year 1<br>2019-20  | Year 2<br>2018-19 | Year 3<br>2017-18 | Year 4<br>2016-17 | Year 5<br>2015-16 |
| 1            | II PG                  | 24                 | 16                | 16                | 15                | 18                |
| 2            | I PG                   | 22                 | 24                | 16                | 16                | 15                |
| 3            | III UG English         | 29                 | 28                | 33                | 35                | 30                |
| 4            | II UG English          | 31                 | 29                | 28                | 33                | 35                |
| 5            | I UG English           | 35                 | 31                | 29                | 28                | 33                |
| 6            | III UG English honours | 28                 | 28                | 32                | 29                | 20                |
| 7            | II UG English honours  | 26                 | 28                | 28                | 32                | 29                |
| 8            | I UG English honours   | 32                 | 26                | 28                | 28                | 32                |
| <b>TOTAL</b> |                        | <b>227</b>         | <b>210</b>        | <b>210</b>        | <b>216</b>        | <b>212</b>        |

PRINCIPAL  
GOVT. COLLEGE FOR WOMEN  
THIRUVANANTHAPURAM-14



AJITH KUMAR J.N.  
Assistant Professor  
Dept. of English  
Govt. College for Women  
Thiruvananthapuram






## DEPARTMENT OF HINDI

### YEARWISE LIST OF STUDENTS IN THE DEPARTMENT

| Sl. No | Programme Name | Number of students |                   |                   |                   |                   |
|--------|----------------|--------------------|-------------------|-------------------|-------------------|-------------------|
|        |                | Year 1<br>2019-20  | Year 2<br>2018-19 | Year 3<br>2017-18 | Year 4<br>2016-17 | Year 5<br>2015-16 |
| 1      | PhD            | 18                 | 20                | 26                | 23                | 22                |
| 2      | II PG          | 20                 | 20                | 20                | 20                | 20                |
| 3      | I PG           | 23                 | 20                | 20                | 20                | 20                |
| 4      | III UG         | 42                 | 33                | 32                | 31                | 33                |
| 5      | II UG          | 37                 | 42                | 33                | 32                | 31                |
| 6      | I UG           | 40                 | 37                | 42                | 33                | 32                |
| TOTAL  |                | 180                | 172               | 173               | 159               | 158               |



Dr. Bindu Velsar  
PEN : 574294  
Associate Professor & Head  
P.G. Department of Hindi & Research Centre  
Govt. College for Women, Tiruvananthapuram-14

  
PRINCIPAL  
GOVT. COLLEGE FOR WOMEN  
TIRUVANANTHAPURAM-14







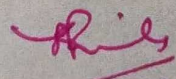
## DEPARTMENT OF HISTORY

### YEARWISE LIST OF STUDENTS IN THE DEPARTMENT

| Sl. No       | Programme Name | Number of students |                   |                   |                   |                   |
|--------------|----------------|--------------------|-------------------|-------------------|-------------------|-------------------|
|              |                | Year 1<br>2019-20  | Year 2<br>2018-19 | Year 3<br>2017-18 | Year 4<br>2016-17 | Year 5<br>2015-16 |
| 1            | II PG          | 24                 | 25                | 22                | 20                | 20                |
| 2            | I PG           | 26                 | 24                | 25                | 22                | 20                |
| 3            | III UG         | 74                 | 65                | 72                | 63                | 63                |
| 4            | II UG          | 79                 | 74                | 65                | 72                | 63                |
| 5            | I UG           | 80                 | 79                | 74                | 65                | 72                |
| <b>TOTAL</b> |                | <b>283</b>         | <b>267</b>        | <b>258</b>        | <b>242</b>        | <b>238</b>        |



  
**MANOJ. K**  
 Assistant Professor & HoD  
 Department of History  
 Govt. College for Women  
 Thiruvananthapuram

  
**PRINCIPAL**  
 GOVT. COLLEGE FOR WOMEN  
 THIRUVANANTHAPURAM. 14





## DEPARTMENT OF HOME SCIENCE

### YEARWISE LIST OF STUDENTS IN THE DEPARTMENT

| Sl. No       | Programme Name            | Number of students |                   |                   |                   |                   |
|--------------|---------------------------|--------------------|-------------------|-------------------|-------------------|-------------------|
|              |                           | Year 1<br>2019-20  | Year 2<br>2018-19 | Year 3<br>2017-18 | Year 4<br>2016-17 | Year 5<br>2015-16 |
| 1            | PhD                       | 13                 | 0                 | 0                 | 0                 | 0                 |
| 2            | II PG Extension Education | 8                  | 7                 | 4                 | 8                 | 6                 |
| 3            | I PG Extension Education  | 8                  | 8                 | 7                 | 4                 | 8                 |
| 4            | II PG Food & Nutrition    | 8                  | 6                 | 8                 | 7                 | 8                 |
| 5            | I PG Food & Nutrition     | 7                  | 8                 | 6                 | 8                 | 7                 |
| 6            | III UG                    | 36                 | 25                | 23                | 28                | 20                |
| 7            | II UG                     | 29                 | 36                | 25                | 23                | 28                |
| 8            | I UG                      | 34                 | 29                | 36                | 25                | 23                |
| <b>TOTAL</b> |                           | <b>143</b>         | <b>119</b>        | <b>109</b>        | <b>103</b>        | <b>100</b>        |

*Shirley*  
**PRINCIPAL**  
 GOVT. COLLEGE FOR WOMEN  
 THIRUVANANTHAPURAM

*Mini Joseph*

**Dr. MINI JOSEPH, PG Dip in Diet., M.Sc., Ph.D., PWF**  
 Head & Assistant Professor  
 Dept. of Home Science  
 Govt. College for Women  
 Thiruvananthapuram 695 014






# DEPARTMENT OF BIOCHEMISTRY & INDUSTRIAL MICROBIOLOGY

## YEARWISE LIST OF STUDENTS IN THE DEPARTMENT

| Sl.<br>No | Programme Name  | Number of students |                   |                   |                   |                   |
|-----------|-----------------|--------------------|-------------------|-------------------|-------------------|-------------------|
|           |                 | Year 1<br>2019-20  | Year 2<br>2018-19 | Year 3<br>2017-18 | Year 4<br>2016-17 | Year 5<br>2015-16 |
| 1         | III UG BC & IMB | 29                 | 29                | 28                | 22                | 26                |
| 2         | II UG BC & IMB  | 30                 | 29                | 29                | 28                | 22                |
| 3         | I UG BC & IMB   | 30                 | 30                | 29                | 29                | 28                |



*[Signature]*  
Head of the Department -  
Dr. VIJAYAN K.T.V.  
Assistant Professor in Microbiology  
Govt. College for Women  
Thiruvananthapuram - 695 014

*[Signature]*  
PRINCIPAL  
GOVT. COLLEGE FOR WOMEN  
THIRUVANANTHAPURAM-14





## Department of Malayalam

### YEARWISE LIST OF STUDENTS IN THE DEPARTMENT

| Sl. No       | Programme Name | Number of students |                   |                   |                   |                   |
|--------------|----------------|--------------------|-------------------|-------------------|-------------------|-------------------|
|              |                | Year 1<br>2019-20  | Year 2<br>2018-19 | Year 3<br>2017-18 | Year 4<br>2016-17 | Year 5<br>2015-16 |
| 1            | PhD            | 16                 | 9                 | 2                 | 1                 | 1                 |
| 2            | II PG          | 24                 | 23                | 18                | 18                | 16                |
| 3            | I PG           | 23                 | 24                | 23                | 18                | 18                |
| 4            | III UG         | 42                 | 39                | 37                | 30                | 32                |
| 5            | II UG          | 38                 | 42                | 39                | 37                | 30                |
| 6            | I UG           | 44                 | 38                | 42                | 39                | 37                |
| <b>TOTAL</b> |                | <b>187</b>         | <b>175</b>        | <b>161</b>        | <b>143</b>        | <b>134</b>        |

*Sathian*

**Dr. M. Sathian**

Associate Professor and HOD

Department of Malayalam

Government College for Women, Tvpm.

*Shilpa*  
PRINCIPAL  
GOVT. COLLEGE FOR WOMEN  
THIRUVANANTHAPURAM-14





## DEPARTMENT OF MATHEMATICS

### YEARWISE LIST OF STUDENTS IN THE DEPARTMENT

| Sl. No       | Programme Name | Number of students |                   |                   |                   |                   |
|--------------|----------------|--------------------|-------------------|-------------------|-------------------|-------------------|
|              |                | Year 1<br>2019-20  | Year 2<br>2018-19 | Year 3<br>2017-18 | Year 4<br>2016-17 | Year 5<br>2015-16 |
| 1            | II PG          | 21                 | 20                | 20                | 16                | 21                |
| 2            | I PG           | 21                 | 21                | 20                | 20                | 16                |
| 3            | III UG         | 44                 | 45                | 45                | 45                | 52                |
| 4            | II UG          | 54                 | 44                | 45                | 45                | 45                |
| 5            | I UG           | 56                 | 54                | 44                | 45                | 45                |
| <b>TOTAL</b> |                | <b>196</b>         | <b>184</b>        | <b>174</b>        | <b>171</b>        | <b>179</b>        |

*Shils*  
**PRINCIPAL**  
 GOVT. COLLEGE FOR WOMEN  
 TIRUVANANTHAPURAM-14



*Shils*  
 HOD of Mathematics  
 Govt. College for Women,  
 Tiruv.

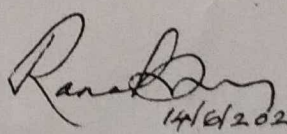


## DEPARTMENT OF MUSIC

### YEARWISE LIST OF STUDENTS IN THE DEPARTMENT

| Sl. No       | Programme Name | Number of students |                   |                   |                   |                   |
|--------------|----------------|--------------------|-------------------|-------------------|-------------------|-------------------|
|              |                | Year 1<br>2019-20  | Year 2<br>2018-19 | Year 3<br>2017-18 | Year 4<br>2016-17 | Year 5<br>2015-16 |
| 1            | PhD            | 16                 | 13                | 12                | 11                | 8                 |
| 2            | II PG          | 8                  | 8                 | 6                 | 11                | 10                |
| 3            | I PG           | 10                 | 8                 | 8                 | 6                 | 11                |
| 4            | III UG         | 16                 | 13                | 12                | 14                | 12                |
| 5            | II UG          | 14                 | 16                | 13                | 12                | 14                |
| 6            | I UG           | 17                 | 14                | 16                | 13                | 12                |
| <b>TOTAL</b> |                | <b>81</b>          | <b>72</b>         | <b>67</b>         | <b>67</b>         | <b>67</b>         |

  
**PRINCIPAL**  
**GOVT. COLLEGE FOR WOMEN**  
**THIRUVANANTHAPURAM-14**

  
14/6/2021  
**Rana Bhuvan**  
Assistant Professor & Head  
Department of Music  
Govt. College for Women  
Thiruvananthapuram - 695 014

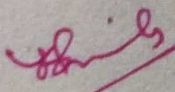


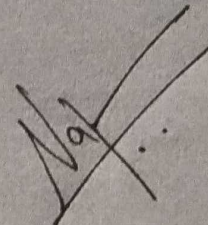


## DEPARTMENT OF PHILOSOPHY

### YEARWISE LIST OF STUDENTS IN THE DEPARTMENT

| Sl. No       | Programme Name | Number of students |                   |                   |                   |                   |
|--------------|----------------|--------------------|-------------------|-------------------|-------------------|-------------------|
|              |                | Year 1<br>2019-20  | Year 2<br>2018-19 | Year 3<br>2017-18 | Year 4<br>2016-17 | Year 5<br>2015-16 |
| 1            | PhD            | 9                  | 11                | 11                | 11                | 11                |
| 2            | II PG          | 25                 | 24                | 24                | 26                | 26                |
| 3            | I PG           | 25                 | 25                | 24                | 24                | 26                |
| 4            | III UG         | 61                 | 62                | 59                | 60                | 60                |
| 5            | II UG          | 76                 | 61                | 62                | 59                | 60                |
| 6            | I UG           | 64                 | 76                | 61                | 62                | 59                |
| <b>TOTAL</b> |                | <b>260</b>         | <b>259</b>        | <b>241</b>        | <b>242</b>        | <b>242</b>        |

  
**PRINCIPAL**  
**GOVT. COLLEGE FOR WOMEN**  
**THIRUVANANTHAPURAM-14**

  
**Dr. NAZNEEN A**  
**Associate Professor & HOD (PEN : 507378)**  
**Department of Philosophy**  
**Government College for Women**  
**Thiruvananthapuram - 695014**





**DEPARTMENT OF PHYSICS**  
**YEARWISE LIST OF STUDENTS IN THE DEPARTMENT**

| Sl. No       | Programme Name | Number of students |                   |                   |                   |                   |
|--------------|----------------|--------------------|-------------------|-------------------|-------------------|-------------------|
|              |                | Year 1<br>2019-20  | Year 2<br>2018-19 | Year 3<br>2017-18 | Year 4<br>2016-17 | Year 5<br>2015-16 |
| 1            | PhD            | 20                 | 19                | 19                | 18                | 7                 |
| 2            | II PG          | 18                 | 17                | 16                | 14                | 12                |
| 3            | I PG           | 17                 | 18                | 17                | 16                | 14                |
| 4            | III UG         | 35                 | 32                | 30                | 30                | 40                |
| 5            | II UG          | 32                 | 35                | 32                | 30                | 30                |
| 6            | I UG           | 32                 | 32                | 35                | 32                | 30                |
| <b>TOTAL</b> |                | <b>154</b>         | <b>153</b>        | <b>149</b>        | <b>140</b>        | <b>133</b>        |

Thiruvananthapuram

13-6-2021



HOD-Physics

Dr. J. BINOY  
Asst Professor  
Dept of Physics  
Govt College for Women, Tvpm



PRINCIPAL  
GOVT. COLLEGE FOR WOMEN  
THIRUVANANTHAPURAM




## DEPARTMENT OF PSYCHOLOGY


### YEARWISE LIST OF STUDENTS IN THE DEPARTMENT

| Sl. No       | Programme Name | Number of students |                   |                   |                   |                   |
|--------------|----------------|--------------------|-------------------|-------------------|-------------------|-------------------|
|              |                | Year 1<br>2019-20  | Year 2<br>2018-19 | Year 3<br>2017-18 | Year 4<br>2016-17 | Year 5<br>2015-16 |
| 1            | PhD            | 13                 | 7                 | 3                 | 0                 | 0                 |
| 2            | II PG          | 13                 | 12                | 18                | 12                | 11                |
| 3            | I PG           | 15                 | 13                | 12                | 18                | 12                |
| 4            | III UG         | 29                 | 25                | 25                | 24                | 25                |
| 5            | II UG          | 26                 | 29                | 25                | 25                | 24                |
| 6            | I UG           | 33                 | 26                | 29                | 25                | 25                |
| <b>TOTAL</b> |                | <b>129</b>         | <b>112</b>        | <b>112</b>        | <b>104</b>        | <b>97</b>         |

Head  
Dept. of Psychology  
Govt. College for Women  
Thiruvananthapuram



*Principals*  
**PRINCIPAL**  
GOVT. COLLEGE FOR WOMEN  
THIRUVANANTHAPURAM-14

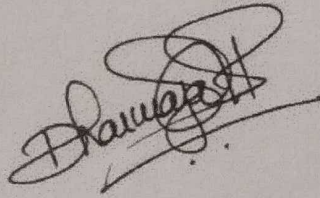





## DEPARTMENT OF STATISTICS

### YEARWISE LIST OF STUDENTS IN THE DEPARTMENT

| Sl. No       | Programme Name | Number of students |                   |                   |                   |                   |
|--------------|----------------|--------------------|-------------------|-------------------|-------------------|-------------------|
|              |                | Year 1<br>2019-20  | Year 2<br>2018-19 | Year 3<br>2017-18 | Year 4<br>2016-17 | Year 5<br>2015-16 |
| 1            | III UG         | 35                 | 32                | 30                | 32                | 30                |
| 2            | II UG          | 36                 | 35                | 32                | 30                | 32                |
| 3            | I UG           | 35                 | 36                | 35                | 32                | 30                |
| <b>TOTAL</b> |                | <b>106</b>         | <b>103</b>        | <b>97</b>         | <b>94</b>         | <b>92</b>         |



Dr. S.H.S. DHARMAJA  
Associate Professor  
Department of Statistics  
Govt. College for Women  
Thiruvananthapuram

  
PRINCIPAL  
GOVT. COLLEGE FOR WOMEN  
THIRUVANANTHAPURAM-14



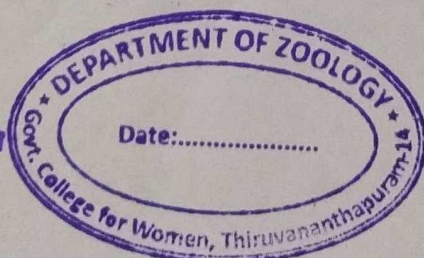


## DEPARTMENT OF ZOOLOGY

### YEARWISE LIST OF STUDENTS IN THE DEPARTMENT

| Sl. No       | Programme Name | Number of students |                   |                   |                   |                   |
|--------------|----------------|--------------------|-------------------|-------------------|-------------------|-------------------|
|              |                | Year 1<br>2019-20  | Year 2<br>2018-19 | Year 3<br>2017-18 | Year 4<br>2016-17 | Year 5<br>2015-16 |
| 1            | PhD            | 3                  | 0                 | 0                 | 0                 | 0                 |
| 2            | II PG          | 12                 | 10                | 10                | 10                | 9                 |
| 3            | I PG           | 16                 | 12                | 10                | 10                | 10                |
| 4            | III UG         | 36                 | 36                | 28                | 38                | 30                |
| 5            | II UG          | 39                 | 36                | 36                | 28                | 38                |
| 6            | I UG           | 37                 | 39                | 36                | 36                | 28                |
| <b>TOTAL</b> |                | <b>143</b>         | <b>133</b>        | <b>120</b>        | <b>122</b>        | <b>115</b>        |

*[Signature]*  
**PRINCIPAL**  
**GOVT. COLLEGE FOR WOMEN**  
**THIRUVANANTHAPURAM-14**



*[Signature]*  
**Dr. Saifeeb Khan. A**  
**HEAD OF THE DEPARTMENT OF ZOOLOGY**  
**Government College for Women**  
**Thiruvananthapuram-14**

